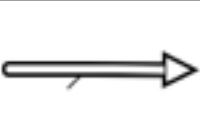











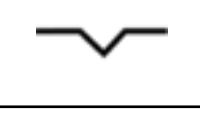


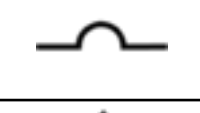

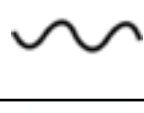
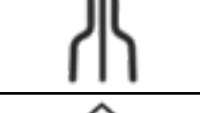

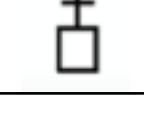














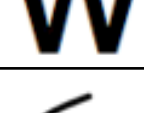

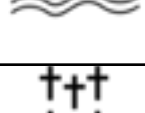
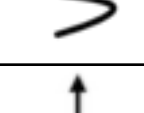

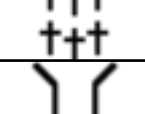
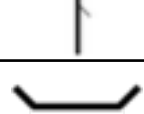

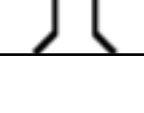
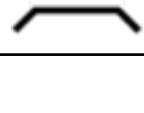









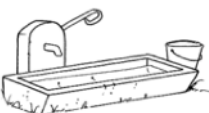





































# LEGENDA E SIMBOLOGIA ROAD BOOK

	STRADA ASFALTATA		ATTENZIONE		IN SALITA
	PISTA, STERRATO		ATTENZIONE PERICOLO		IN DISCESA
	TRACCIA O FUORIPISTA HP		ATTENZIONE PERICOLO GRAVISSIMO		ROTATORIA
	PIETRE ROCCE		GRADINO IN DISCESA		PALE EOLICHE
	CREPA CANALE LONGITUDINALE		GRADINO IN SALITA		GRADINO
	DOSSO		CANALE TRASVERSALE		DOSSI O ONDULAZIONI
	STRETTOIA RESTRINGIMENTO		BUCA		CAPPELLETTA
	CASA		CHIESA		RUDERE
	RETE RECINZIONE		CANCELLO SBARRA		RECINZIONE FILO SPINATO
	MURO		ALBERO ABETE		ALBERO
	ALBERO		TRALICCIO ELETTRICO		PALO ELETTRICO
	BALISE DI PIETRE		CESPUGLIO		ERBA
	CONTRO- PENDENZA		GUADO		SINUOSO
	FABBRICA CAPANNONE		CIMITERO		RIFERIMENTO TRIP
	RIFERIMENTO TRIP		SUL PONTE		SOTTO AL PONTE

# LEGENDA E SIMBOLOGIA ROAD BOOK

	CARTELLO		CARTELLO		CARTELLO
	SEMAFORO		FERROVIA		TORRE
	RIFORMIMENTO		PIAZZA/ CEMENTO		RISTORANTE
	ABBEVERATOIO		FONTANELLA		FONTANA
	PROPRIETA' PRIVATA		TOMBINO		DIVIETO DI ACCESSO
	CARRO		AUTO		BUNKER/ POZZO
	FRANA		PALETTO		AZZERA TRIP
	LINEA ELETTRICA		RECINTO		INIZIO VELOCITA' CONTROLLATA
	PIETRE SPARSE		DIFFICILE DA VEDERE		FINE VELOCITA' CONTROLLATA
	CUMULO TERRA/GHIAIA		TRONCO/ CEPPO		LIMITE VELOCITA'
	CANNE DI BAMBU'		CASTELLO		PARCHEGGIO
	STOP		INIZIO PS		ARRIVO PS
	CONTROLLO ORARIO		INIZIO ASSISTENZA		FINE ASSISTENZA
	PISTE PARALLELE		VERSO		FASCIA TAGLIAFUOCO
	LASCIA PISTA PRINCIPALE		SEGUI PISTA PRINCIPALE		DISTANZA TRA DUE PUNTI

## LEGENDA E SIMBOLOGIA ROAD BOOK

<b>PP</b>	PISTA PRINCIPALE	<b><i>SB</i></b>	STRADA BIANCA	<b><i>ST</i></b>	SENTIERO
<b>C</b>	CAP	<b><i>SAP</i></b>	SEGUI ASFALTO PRINCIPALE	<b><i>LAP</i></b>	LASCIA ASFALTO PRINCIPALE