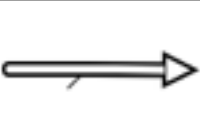














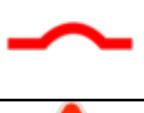

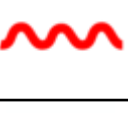














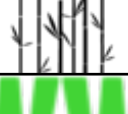
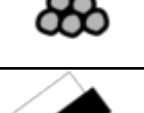



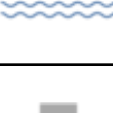
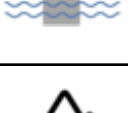

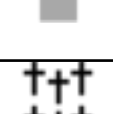


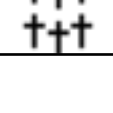
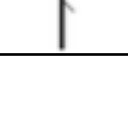












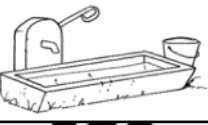




























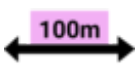






LEGENDA E SIMBOLOGIA ROAD BOOK

	STRADA ASFALTATA		ATTENZIONE		IN SALITA
	PISTA, STERRATO		ATTENZIONE PERICOLO		IN DISCESA
	TRACCIA O FUORIPISTA HP		ATTENZIONE PERICOLO GRAVISSIMO		SALITA RIPIDA
	PIETRE ROCCE		GRADINO IN DISCESA		DISCESA RIPIDA
	CREPA CANALE LONGITUDINALE		GRADINO IN SALITA		GRADINO
	DOSSO		CANALE TRASVERSALE AVVALLAMENTO		DOSSI O ONDULAZIONI
	STRETTOIA RESTRINGIMENTO		BUCA		CAPPELLETTA
	CASA		CHIESA		RUDERE
	RETE RECINZIONE		CANCELLO SBARRA		RECINZIONE FILO SPINATO
	MURO		ALBERO ABETE		ALBERO
	ALBERO		ALBERO SECCO		CANNE
	BALISE DI PIETRE		CESPUGLIO		ERBA
	CONTRO- PENDENZA		GUADO		CEMENTO NEL GUADO
	SINUOSO		CEMENTO		MONTAGNA
	FABBRICA CAPANNONE		CIMITERO		RIFERIMENTO TRIP

LEGENDA E SIMBOLOGIA ROAD BOOK

	RIFERIMENTO TRIP		SUL PONTE		SOTTO AL PONTE
	CARTELLO		CARTELLO		CARTELLO
	SEMAFORO		FERROVIA		LIMITE VELOCITA'
	RIFORNIMENTO		PIAZZA/ CEMENTO		FINE VELOCITA'
	ABBEVERATOIO		FONTANELLA		FONTANA
	TORRE		TOMBINO		DIVIETO DI ACCESSO
	CARRO		AUTO		BUNKER/ POZZO
	PARABOLA ANTENNA		RISTORANTE		TRALICCIO
	CROCE		PARCHEGGIO		CENTRO SPORTIVO
	PALO ELETTRICO		PALETTO		AZZERA TRIP
	LINEA ELETTRICA		RECINTO		INIZIO VELOCITA' CONTROLLATA
	PIETRE SPARSE		DIFFICILE DA VEDERE		FINE VELOCITA' CONTROLLATA
	STOP		INIZIO PS		ARRIVO PS
	CONTROLLO ORARIO		INIZIO ASSISTENZA		DISTANZA TRA DUE PUNTI
	TUNNEL		MASSO		CEPPO DI LEGNO

LEGENDA E SIMBOLOGIA ROAD BOOK

	MURO	VS	VERSO	FT	FASCIA TAGLIAFUOCO
L.P.P.	LASCIA PISTA PRINCIPALE	S.P.P.	SEGUI PISTA PRINCIPALE	P//	PISTE PARALLELE
PP	PISTA PRINCIPALE	SB	STRADA BIANCA	ST	SENTIERO
C	CAP	S.A.P.	SEGUI ASFALTO PRINCIPALE	L.A.P.	LASCIA ASFALTO PRINCIPALE